



Message Implementation Guideline

BENTELER ANSI X12 856 4010

based on

856
Ship Notice/Manifest

X12 004010

Version: 1.2
Issue date: 04.08.2022
Author: BENTELER

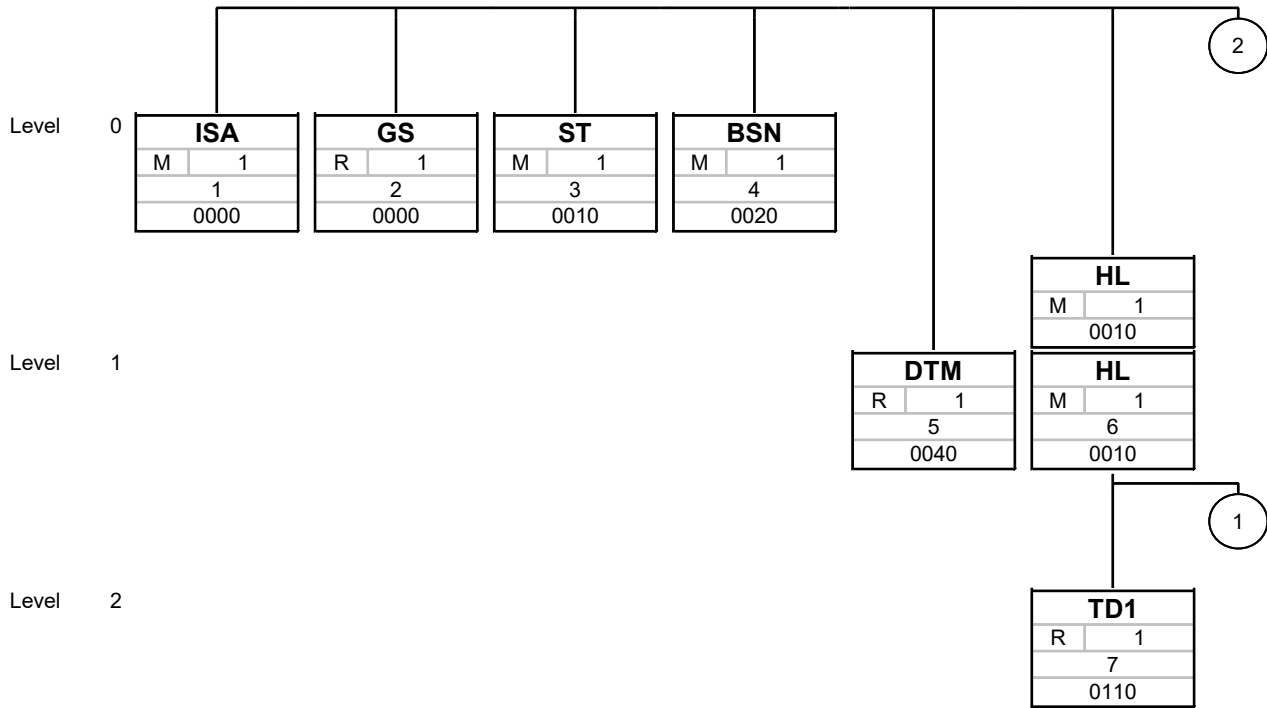
Structure / Table of Contents

Counter	No	Tag	St	MaxOcc	Level	Content
0000	1	ISA	M	1	0	Interchange Control Header
0000	2	GS	R	1	0	Functional Group Header
0010	3	ST	M	1	0	Transaction Set Header
0020	4	BSN	M	1	0	Beginning Segment for Ship Notice
0040	5	DTM	R	1	1	SHIPPED DATE
0010		HL	M	1	1	SHIPMENT LEVEL
0010	6	HL	M	1	1	Hierarchical Level
0110	7	TD1	R	1	2	Carrier Details (Quantity and Weight)
0120	8	TD5	R	1	2	Carrier Details (Routing Sequence/Transit Time)
0130	9	TD3	R	1	2	Carrier Details (Equipment)
0150	10	REF	D	>1	2	SHIPPING NOTE NUMBER
0220		N1	R	1	2	SHIP-TO
0220	11	N1	M	1	2	Name
0220		N1	R	1	2	SUPPLIER
0220	12	N1	M	1	2	Name
0010		HL	M	200000	1	ITEM LEVEL
0010	13	HL	M	1	1	Hierarchical Level
0020	14	LIN	R	1	2	Item Identification
0030	15	SN1	R	1	2	Item Detail (Shipment)
0170		CLD	D	200	2	PACKAGING
0170	16	CLD	M	1	2	Load Detail
0180	17	REF	R	200	3	Reference Identification
0010	18	CTT	R	1	0	Transaction Totals
0020	19	SE	M	1	0	Transaction Set Trailer
0000	20	GE	R	1	0	Functional Group Trailer
0000	21	IEA	M	1	0	Interchange Control Trailer

Counter = Counter of segment/group within the standard
 No = Consecutive segment number
 MaxOcc = Maximum occurrence of the segment/group

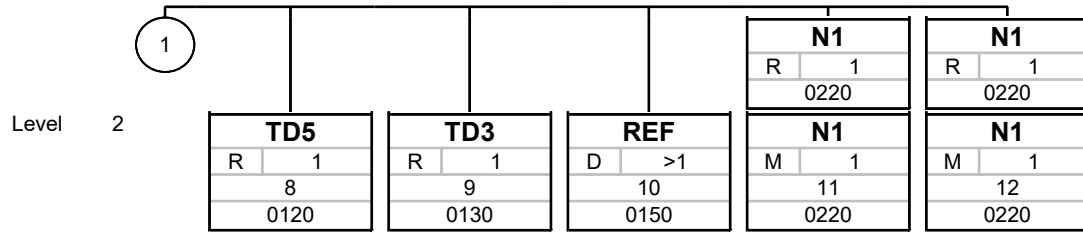
St = Status
 EDIFACT: M=Mandatory, C=Conditional
 User specific: R=Required, O=Optional, D=Dependent,
 A=Advised, N=Not used

Branching Diagram of Used Segments/Groups



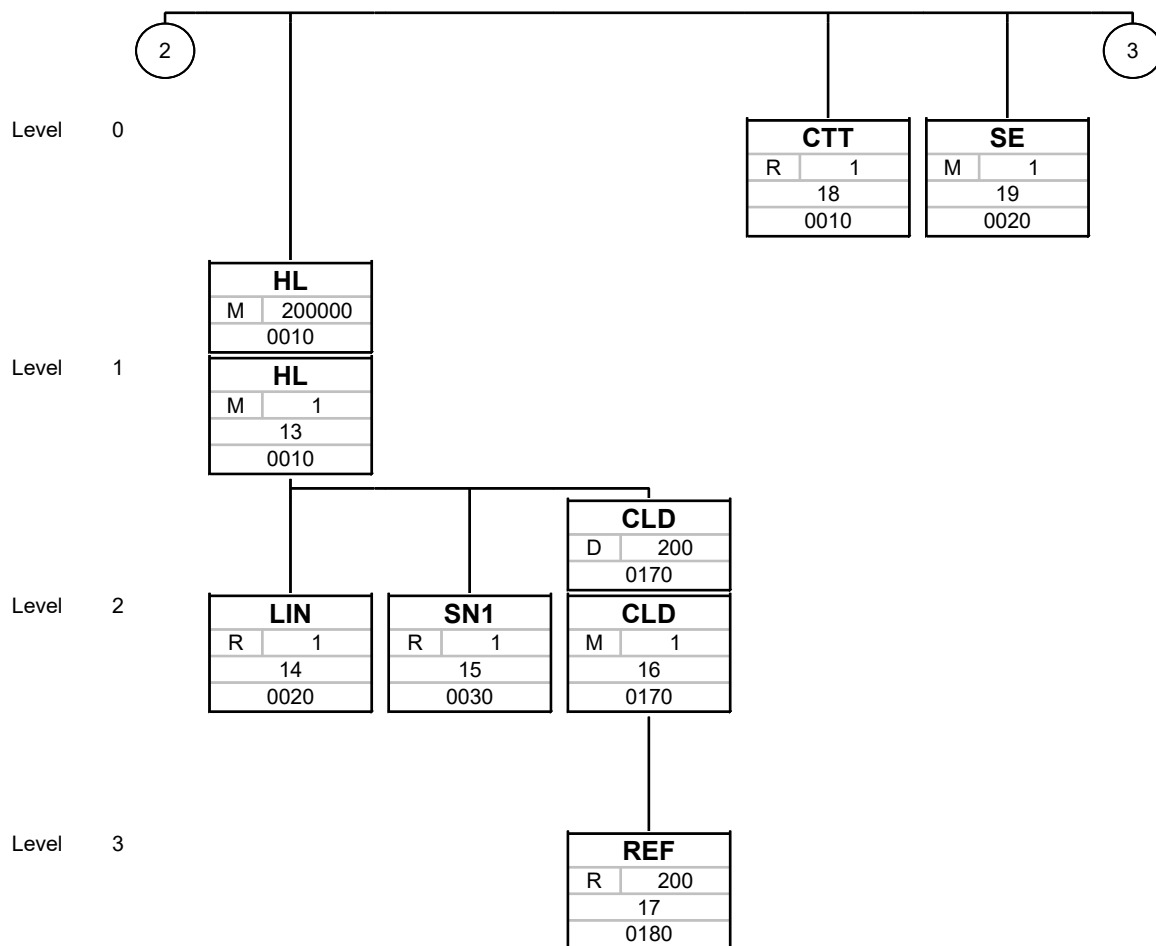
Tag
St MaxOcc
No
Counter

Tag = Segment/Group Tag
 St = Status (M=Mandatory, C=Conditional, R=Required, O=Optional, A=Advised, D=Dependent)
 MaxOcc = Maximum occurrence of the segment/group
 No = Consecutive segment number
 Counter = Counter of segment/group within the standard



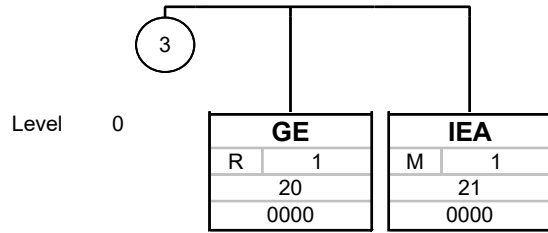
Tag
St MaxOcc
No
Counter

Tag = Segment/Group Tag
 St = Status (M=Mandatory, C=Conditional, R=Required, O=Optional, A=Advised, D=Dependent)
 MaxOcc = Maximum occurrence of the segment/group
 No = Consecutive segment number
 Counter = Counter of segment/group within the standard



Tag
St MaxOcc
No
Counter

Tag = Segment/Group Tag
 St = Status (M=Mandatory, C=Conditional, R=Required, O=Optional, A=Advised, D=Dependent)
 MaxOcc = Maximum occurrence of the segment/group
 No = Consecutive segment number
 Counter = Counter of segment/group within the standard



Tag	
St	MaxOcc
No	
Counter	

Tag = Segment/Group Tag
 St = Status (M=Mandatory, C=Conditional, R=Required, O=Optional, A=Advised, D=Dependent)
 MaxOcc = Maximum occurrence of the segment/group
 No = Consecutive segment number
 Counter = Counter of segment/group within the standard

Segments

Counter	No	Tag	St	MaxOcc	Level	Name
---------	----	-----	----	--------	-------	------

0000 1 **ISA** M 1 0 Interchange Control Header

		Standard	Implementation	
Tag	Name	St Format	St Format	Usage / Remark
ISA				
I01	Authorization Information Qualifier	M ID 2/2	M ID 2/2	00 No Authorization Information Present (No Meaningful Information in I02)
I02	Authorization Information	M AN 10/10	M AN 10/10	Use Ten Spaces
I03	Security Information Qualifier	M ID 2/2	M ID 2/2	00 No Security Information Present (No Meaningful Information in I04)
I04	Security Information	M AN 10/10	M AN 10/10	Use Ten Spaces
I05	Interchange ID Qualifier	M ID 2/2	M ID 2/2	01 Duns (Dun & Bradstreet) ZZ Mutually Defined Other applicable codes possible
I06	Interchange Sender ID	M AN 15/15	M AN 15/15	Left Justify, Space Fill
I05	Interchange ID Qualifier	M ID 2/2	M ID 2/2	01 Duns (Dun & Bradstreet) ZZ Mutually Defined Other applicable codes possible
I07	Interchange Receiver ID	M AN 15/15	M AN 15/15	Left Justify, Space Fill
I08	Interchange Date	M DT 6/6	M DT 6/6	Format YYMMDD
I09	Interchange Time	M TM 4/4	M TM 4/4	Format HHMM
I10	Interchange Control Standards Identifier	M ID 1/1	M ID 1/1	U U.S. EDI Community of ASC X12, TDCC, and UCS
I11	Interchange Control Version Number	M ID 5/5	M ID 5/5	00401 Draft Standards for Trial Use Approved for Publication by ASC X12 Procedures Review Board through October 1997
I12	Interchange Control Number	M N0 9/9	M N0 9/9	A control number assigned by the interchange sender
I13	Acknowledgment Requested	M ID 1/1	M ID 1/1	0 No Acknowledgment Requested 1 Interchange Acknowledgment Requested
I14	Usage Indicator	M ID 1/1	M ID 1/1	P Production Data T Test Data
I15	Component Element Separator	M AN 1/1	M AN 1/1	Type is not applicable; the component element separator is a delimiter and not a data element; this field provides the delimiter used to separate component data elements within a composite data structure; this value must be different than the data element separator and the segment terminator

Remark:

Example:

ISA*00* *00* *ZZ*SUPPLIERID *ZZ*BENTUSA *220324*1132*U*00401*00000001
2*0*P*:

No = Consecutive segment number
MaxOcc = Maximum occurrence of the segment/group
Counter = Counter of segment/group within the standard

St = Status
EDIFACT: M=Mandatory, C=Conditional
User specific: R=Required, O=Optional, D=Dependent,
A=Advised, N=Not used

Counter	No	Tag	St	MaxOcc	Level	Name
---------	----	-----	----	--------	-------	------

0000 2 **GS** R 1 0 **Functional Group Header**

Standard			Implementation	
Tag	Name	St Format	St Format	Usage / Remark
GS				
479	Functional Identifier Code	M ID 2/2	M ID 2/2	SH Ship Notice/Manifest (856)
142	Application Sender's Code	M AN 2/15	M AN 2/15	Sender ID or DUNS
124	Application Receiver's Code	M AN 2/15	M AN 2/15	Receiver ID or DUNS
373	Date	M DT 8/8	M DT 8/8	Format CCYYMMDD
337	Time	M TM 4/8	M TM 4/8	Format HHMM
28	Group Control Number	M N0 1/9	M N0 1/9	Start with 1 and increment by 1 for each subsequent GS Segment
455	Responsible Agency Code	M ID 1/2	M ID 1/2	X Accredited Standards Committee X12
480	Version / Release / Industry Identifier Code	M AN 1/12	M AN 1/12	004010 Draft Standards Approved for Publication by ASC X12 Procedures Review Board through October 1997

Remark:

Example:

GS*SH*SUPPLIERID*BENTUSA*20230324*1132*1*X*004010!

No = Consecutive segment number
 MaxOcc = Maximum occurrence of the segment/group
 Counter = Counter of segment/group within the standard

St = Status
 EDIFACT: M=Mandatory, C=Conditional
 User specific: R=Required, O=Optional, D=Dependent,
 A=Advised, N=Not used

Counter	No	Tag	St	MaxOcc	Level	Name
0010	3	ST	M	1	0	Transaction Set Header

Standard			Implementation	
Tag	Name	St Format	St Format	Usage / Remark
ST				
143	Transaction Set Identifier Code	M ID 3/3	M ID 3/3	856 Ship Notice/Manifest
329	Transaction Set Control Number	M AN 4/9	M AN 4/9	Identifying control number that must be unique within the transaction set functional group assigned by the originator for a transaction set

Remark:

Example:

ST*856*0001!

No = Consecutive segment number
 MaxOcc = Maximum occurrence of the segment/group
 Counter = Counter of segment/group within the standard

St = Status
 EDIFACT: M=Mandatory, C=Conditional
 User specific: R=Required, O=Optional, D=Dependent,
 A=Advised, N=Not used

Counter	No	Tag	St	MaxOcc	Level	Name
---------	----	-----	----	--------	-------	------

0020 4 **BSN** M 1 0 **Beginning Segment for Ship Notice**

Standard			Implementation	
Tag	Name	St Format	St Format	Usage / Remark
BSN				
353	Transaction Set Purpose Code	M ID 2/2	M ID 2/2	00 Original
396	Shipment Identification	M AN 2/30	M AN 2/30	A unique control number assigned by the original shipper to identify a specific shipment. Must not repeat within 1 year
373	Date	M DT 8/8	M DT 8/8	Format CCYYMMDD
337	Time	M TM 4/8	M TM 4/8	Format HHMM
1005	Hierarchical Structure Code	O ID 4/4	N	Not used
640	Transaction Type Code	C ID 2/2	N	Not used
641	Status Reason Code	O ID 3/3	N	Not used

Remark:

Example:

BSN*00*40202023*20230324*1132!

No = Consecutive segment number
 MaxOcc = Maximum occurrence of the segment/group
 Counter = Counter of segment/group within the standard

St = Status
 EDIFACT: M=Mandatory, C=Conditional
 User specific: R=Required, O=Optional, D=Dependent,
 A=Advised, N=Not used

Counter	No	Tag	St	MaxOcc	Level	Name
---------	----	-----	----	--------	-------	------

0040 5 **DTM** R 1 1 SHIPPED DATE

		Standard	Implementation	
Tag	Name	St Format	St Format	Usage / Remark
DTM				
374	Date/Time Qualifier	M ID 3/3	M ID 3/3	011 Shipped
373	Date	C DT 8/8	R DT 8/8	Format CCYYMMDD
337	Time	C TM 4/8	R TM 4/8	Format HHMM
623	Time Code	O ID 2/2	N	Not used
1250	Date Time Period Format Qualifier	C ID 2/3	N	Not used
1251	Date Time Period	C AN 1/35	N	Not used

Remark:

Example:

DTM*011*20220323*1200!

No = Consecutive segment number
 MaxOcc = Maximum occurrence of the segment/group
 Counter = Counter of segment/group within the standard

St = Status
 EDIFACT: M=Mandatory, C=Conditional
 User specific: R=Required, O=Optional, D=Dependent,
 A=Advised, N=Not used

Counter	No	Tag	St	MaxOcc	Level	Name
	0010	HL	M	1	1	SHIPMENT LEVEL
	0010	6 HL	M	1	1	Hierarchical Level

Standard			Implementation	
Tag	Name	St Format	St Format	Usage / Remark
HL				
628	Hierarchical ID Number	M AN 1/12	M AN 1/12	A unique number assigned by the sender to identify a particular data segment in a hierarchical structure
734	Hierarchical Parent ID Number	O AN 1/12	N	Not used
735	Hierarchical Level Code	M ID 1/2	M ID 1/2	S Shipment
736	Hierarchical Child Code	O ID 1/1	N	Not used

Remark:

Example:

HL*1**S!

No = Consecutive segment number
 MaxOcc = Maximum occurrence of the segment/group
 Counter = Counter of segment/group within the standard

St = Status
 EDIFACT: M=Mandatory, C=Conditional
 User specific: R=Required, O=Optional, D=Dependent,
 A=Advised, N=Not used

Counter	No	Tag	St	MaxOcc	Level	Name
	0010	HL	M	1	1	SHIPMENT LEVEL
	0110	7 TD1	R	1	2	Carrier Details (Quantity and Weight)

Standard			Implementation	
Tag	Name	St Format	St Format	Usage / Remark
TD1				
103	Packaging Code	O AN 3/5	N	Not used
80	Lading Quantity	C N0 1/7	R N0 1/7	Number of units (pieces) of the lading commodity
23	Commodity Code Qualifier	O ID 1/1	N	Not used
22	Commodity Code	C AN 1/30	N	Not used
79	Lading Description	O AN 1/50	N	Not used
187	Weight Qualifier	O ID 1/2	N	Not used
81	Weight	C R 1/10	N	Not used
355	Unit or Basis for Measurement Code	C ID 2/2	N	Not used
183	Volume	C R 1/8	N	Not used
355	Unit or Basis for Measurement Code	C ID 2/2	N	Not used

Remark:

Example:

TD1**150!

No = Consecutive segment number
 MaxOcc = Maximum occurrence of the segment/group
 Counter = Counter of segment/group within the standard

St = Status
 EDIFACT: M=Mandatory, C=Conditional
 User specific: R=Required, O=Optional, D=Dependent,
 A=Advised, N=Not used

Counter	No	Tag	St	MaxOcc	Level	Name
	0010	HL	M	1	1	SHIPMENT LEVEL
	0120	TD5	R	1	2	Carrier Details (Routing Sequence/Transit Time)

Standard			Implementation	
Tag	Name	St Format	St Format	Usage / Remark
TD5				
133	Routing Sequence Code	O ID 1/2	R ID 1/2	B Origin/Delivery Carrier (Any Mode)
66	Identification Code Qualifier	C ID 1/2	R ID 1/2	2 Standard Carrier Alpha Code (SCAC)
67	Identification Code	C AN 2/80	R AN 2/80	
91	Transportation Method/Type Code	C ID 1/2	R ID 1/2	Code specifying the method or type of transportation for the shipment Any valid X12 code values except "ZZ" (Mutually Defined)
387	Routing	C AN 1/35	N	Not used
368	Shipment/Order Status Code	C ID 2/2	N	Not used
309	Location Qualifier	O ID 1/2	N	Not used
310	Location Identifier	C AN 1/30	N	Not used
731	Transit Direction Code	O ID 2/2	N	Not used
732	Transit Time Direction Qualifier	O ID 2/2	N	Not used
733	Transit Time	C R 1/4	N	Not used
284	Service Level Code	C ID 2/2	N	Not used
284	Service Level Code	C ID 2/2	N	Not used
284	Service Level Code	O ID 2/2	N	Not used
26	Country Code	O ID 2/3	N	Not used

Remark:

Example:

TD5*B*2*PRTS*M!

No = Consecutive segment number
 MaxOcc = Maximum occurrence of the segment/group
 Counter = Counter of segment/group within the standard

St = Status
 EDIFACT: M=Mandatory, C=Conditional
 User specific: R=Required, O=Optional, D=Dependent,
 A=Advised, N=Not used

Counter	No	Tag	St	MaxOcc	Level	Name
	0010	HL	M	1	1	SHIPMENT LEVEL
	0130	9 TD3	R	1	2	Carrier Details (Equipment)

Standard			Implementation	
Tag	Name	St Format	St Format	Usage / Remark
TD3				
40	Equipment Description Code	C ID 2/2	R ID 2/2	Code identifying type of equipment used for shipment Any valid X12 code values except "ZZ" (Mutually Defined)
206	Equipment Initial	O AN 1/4	N	Not used
207	Equipment Number	C AN 1/10	R AN 1/10	Trailer Number
187	Weight Qualifier	O ID 1/2	N	Not used
81	Weight	C R 1/10	N	Not used
355	Unit or Basis for Measurement Code	C ID 2/2	N	Not used
102	Ownership Code	O ID 1/1	N	Not used
407	Seal Status Code	O ID 2/2	N	Not used
225	Seal Number	O AN 2/15	N	Not used
24	Equipment Type	C ID 4/4	N	Not used

Remark:

Example:

TD3*TL**1234954!

No = Consecutive segment number
 MaxOcc = Maximum occurrence of the segment/group
 Counter = Counter of segment/group within the standard

St = Status
 EDIFACT: M=Mandatory, C=Conditional
 User specific: R=Required, O=Optional, D=Dependent,
 A=Advised, N=Not used

Counter	No	Tag	St	MaxOcc	Level	Name
	0010	HL	M	1	1	SHIPMENT LEVEL
	0150	10 REF	D	>1	2	SHIPPING NOTE NUMBER

Standard			Implementation	
Tag	Name	St Format	St Format	Usage / Remark
REF				
128	Reference Identification Qualifier	M ID 2/3	M ID 2/3	AEV - Shipping note number
127	Reference Identification	C AN 1/30	R AN 1/30	
352	Description	C AN 1/80	N	Not used
C040	Reference Identifier	O	N	
128	Reference Identification Qualifier	M ID 2/3	N	Not used
127	Reference Identification	M AN 1/30	N	Not used
128	Reference Identification Qualifier	C ID 2/3	N	Not used
127	Reference Identification	C AN 1/30	N	Not used
128	Reference Identification Qualifier	C ID 2/3	N	Not used
127	Reference Identification	C AN 1/30	N	Not used

Remark:

The advanced shipping note number needs to be send back in 856 when supplier received it in a BENTELER Pickup sheet message before (Reference in DELJIT D97A PUS message is: RFF+AAU).

Example:

REF*AEV*007983484!

No = Consecutive segment number
 MaxOcc = Maximum occurrence of the segment/group
 Counter = Counter of segment/group within the standard

St = Status
 EDIFACT: M=Mandatory, C=Conditional
 User specific: R=Required, O=Optional, D=Dependent,
 A=Advised, N=Not used

Counter	No	Tag	St	MaxOcc	Level	Name
0220		N1	R	1	2	SHIP-TO Should return what was sent in 862 N1 Ship To Information
0220	11	N1	M	1	2	Name

Standard			Implementation	
Tag	Name	St Format	St Format	Usage / Remark
N1				
98	Entity Identifier Code	M ID 2/3	M ID 2/3	ST Ship To
93	Name	C AN 1/60	O AN 1/60	Free form name
66	Identification Code Qualifier	C ID 1/2	R ID 1/2	98 Purchasing Office
67	Identification Code	C AN 2/80	R AN 2/80	The Benteler Plant Code, Dined as Follows 0440 - Corporate 0442 - Hall Street Plant 0443 - Hagen Drive Plant 0444 - Clay Avenue Plant 0447 - Fort Wayne 0449 - Opelika Plant 0470 - Windsor Plant 0471 - Brampton Plant Other will be possible
706	Entity Relationship Code	O ID 2/2	N	Not used
98	Entity Identifier Code	O ID 2/3	N	Not used

Remark:

Example:

N1*ST*BENTELER*98*0440!

No = Consecutive segment number
 MaxOcc = Maximum occurrence of the segment/group
 Counter = Counter of segment/group within the standard

St = Status
 EDIFACT: M=Mandatory, C=Conditional
 User specific: R=Required, O=Optional, D=Dependent,
 A=Advised, N=Not used

Counter	No	Tag	St	MaxOcc	Level	Name	
	0220	N1	R	1	2	SUPPLIER	
	0220	12	N1	M	1	2	Name

Standard			Implementation	
Tag	Name	St Format	St Format	Usage / Remark
N1				
98	Entity Identifier Code	M ID 2/3	M ID 2/3	SU Supplier/Manufacturer
93	Name	C AN 1/60	O AN 1/60	Free form name
66	Identification Code Qualifier	C ID 1/2	R ID 1/2	16 ZIP Code
67	Identification Code	C AN 2/80	R AN 2/80	Supplier DUNS number
706	Entity Relationship Code	O ID 2/2	N	Not used
98	Entity Identifier Code	O ID 2/3	N	Not used

Remark:

Example:

N1*SU*Supplier Name*16*DUNS!

No = Consecutive segment number
 MaxOcc = Maximum occurrence of the segment/group
 Counter = Counter of segment/group within the standard

St = Status
 EDIFACT: M=Mandatory, C=Conditional
 User specific: R=Required, O=Optional, D=Dependent,
 A=Advised, N=Not used

Counter	No	Tag	St	MaxOcc	Level	Name
0010		HL	M	200000	1	ITEM LEVEL
0010	13	HL	M	1	1	Hierarchical Level

Standard			Implementation	
Tag	Name	St Format	St Format	Usage / Remark
HL				
628	Hierarchical ID Number	M AN 1/12	M AN 1/12	A unique number assigned by the sender to identify a particular data segment in a hierarchical structure
734	Hierarchical Parent ID Number	O AN 1/12	R AN 1/12	Identification number of the next higher hierarchical data segment that the data segment being described is subordinate to
735	Hierarchical Level Code	M ID 1/2	M ID 1/2	I Item
736	Hierarchical Child Code	O ID 1/1	N	Not used

Remark:

Example:
HL*2*1*I!

No = Consecutive segment number
 MaxOcc = Maximum occurrence of the segment/group
 Counter = Counter of segment/group within the standard

St = Status
 EDIFACT: M=Mandatory, C=Conditional
 User specific: R=Required, O=Optional, D=Dependent,
 A=Advised, N=Not used

Counter	No	Tag	St	MaxOcc	Level	Name
0010		HL	M	200000	1	ITEM LEVEL
0020	14	LIN	R	1	2	Item Identification

Standard			Implementation	
Tag	Name	St Format	St Format	Usage / Remark
LIN				
350	Assigned Identification	O AN 1/20	N	Not used
235	Product/Service ID Qualifier	M ID 2/2	M ID 2/2	BP Buyer's Part Number
234	Product/Service ID	M AN 1/48	M AN 1/48	Benteler material number
235	Product/Service ID Qualifier	C ID 2/2	R ID 2/2	EC Engineering Change Level
234	Product/Service ID	C AN 1/48	R AN 1/48	Engineering Change Level
235	Product/Service ID Qualifier	C ID 2/2	R ID 2/2	PL Purchaser's Order Line Number
234	Product/Service ID	C AN 1/48	R AN 1/48	Purchase order line number
235	Product/Service ID Qualifier	C ID 2/2	R ID 2/2	PO Purchase Order Number
234	Product/Service ID	C AN 1/48	R AN 1/48	Number Used To Uniquely Identify The Purchasing Document
235	Product/Service ID Qualifier	C ID 2/2	R ID 2/2	RN Release Number
234	Product/Service ID	C AN 1/48	R AN 1/48	Release Number Of The Purchasing Document
235	Product/Service ID Qualifier	C ID 2/2	N	Not used
234	Product/Service ID	C AN 1/48	N	Not used
235	Product/Service ID Qualifier	C ID 2/2	N	Not used
234	Product/Service ID	C AN 1/48	N	Not used
235	Product/Service ID Qualifier	C ID 2/2	N	Not used
234	Product/Service ID	C AN 1/48	N	Not used
235	Product/Service ID Qualifier	C ID 2/2	N	Not used
234	Product/Service ID	C AN 1/48	N	Not used
235	Product/Service ID Qualifier	C ID 2/2	N	Not used
234	Product/Service ID	C AN 1/48	N	Not used
235	Product/Service ID Qualifier	C ID 2/2	N	Not used
234	Product/Service ID	C AN 1/48	N	Not used
235	Product/Service ID Qualifier	C ID 2/2	N	Not used
234	Product/Service ID	C AN 1/48	N	Not used
235	Product/Service ID Qualifier	C ID 2/2	N	Not used
234	Product/Service ID	C AN 1/48	N	Not used

Remark:

Example:

LIN**BP*60394943*EC*A*PL*00070*PO*5500000999*RN*12!

No = Consecutive segment number
 MaxOcc = Maximum occurrence of the segment/group
 Counter = Counter of segment/group within the standard

St = Status
 EDIFACT: M=Mandatory, C=Conditional
 User specific: R=Required, O=Optional, D=Dependent,
 A=Advised, N=Not used

Counter	No	Tag	St	MaxOcc	Level	Name
0010		HL	M	200000	1	ITEM LEVEL
0030	15	SN1	R	1	2	Item Detail (Shipment)

Standard			Implementation	
Tag	Name	St Format	St Format	Usage / Remark
SN1				
350	Assigned Identification	O AN 1/20	N	Not used
382	Number of Units Shipped	M R 1/10	M R 1/10	Numeric value of units shipped in manufacture's shipping units for a line item or transaction set
355	Unit or Basis for Measurement Code	M ID 2/2	M ID 2/2	Code specifying the units in which a value is being expressed, or manner in which a measurement has been taken This Must Be The Same Unit Of Measurement Provided On The Corresponding Releasing Document.
646	Quantity Shipped to Date	O R 1/15	N	Not used
330	Quantity Ordered	C R 1/15	N	Not used
355	Unit or Basis for Measurement Code	C ID 2/2	N	Not used
728	Returnable Container Load Make-Up Code	O ID 1/2	N	Not used
668	Line Item Status Code	O ID 2/2	N	Not used

Remark:

For the 355 you should return the value sent in the 862 UIT segment

Example:

SN1**500*EA!

No = Consecutive segment number
 MaxOcc = Maximum occurrence of the segment/group
 Counter = Counter of segment/group within the standard

St = Status
 EDIFACT: M=Mandatory, C=Conditional
 User specific: R=Required, O=Optional, D=Dependent,
 A=Advised, N=Not used

Counter	No	Tag	St	MaxOcc	Level	Name
0170		CLD	D	200	2	PACKAGING
If required by BENTELER process.						
0170	16	CLD	M	1	2	Load Detail

Standard			Implementation	
Tag	Name	St Format	St Format	Usage / Remark
CLD				
622	Number of Loads	M N0 1/5	M N0 1/5	Amount of packages with same BENTELER packaging code (REF*LS_352) and same shipped units (CLD_382).
382	Number of Units Shipped	M R 1/10	M R 1/10	Amount of shipped units in one package.
103	Packaging Code	O AN 3/5	N	Not used
357	Size	C R 1/8	N	Not used
355	Unit or Basis for Measurement Code	O ID 2/2	N	Not used

Remark:

Use new CLD group when:

- a) BENTELER packaging code changes for Single boxes (REF*LS_352)
- b) amount of shipped units (CLD_382) in one box changes.
- c) a new master unit has to be used.

Example:

CLD*5*100!

No = Consecutive segment number
 MaxOcc = Maximum occurrence of the segment/group
 Counter = Counter of segment/group within the standard

St = Status
 EDIFACT: M=Mandatory, C=Conditional
 User specific: R=Required, O=Optional, D=Dependent,
 A=Advised, N=Not used

Counter	No	Tag	St	MaxOcc	Level	Name
	0170	CLD	D	200	2	PACKAGING
						If required by BENTELER process.
	0180	17 REF	R	200	3	Reference Identification

Standard			Implementation	
Tag	Name	St Format	St Format	Usage / Remark
REF				
128	Reference Identification Qualifier	M ID 2/3	M ID 2/3	LS Single Package unit (KLT) LM Master Package unit (GLT) LG Mixed Package unit AX Auxilliary packaging
127	Reference Identification	C AN 1/30	R AN 1/30	LS - Serial Number of package LM - Serial Number of outer package (master pallet) LG - Serial Number of outer package (mixed pallet) AX - Amount of used auxiliary packaging
352	Description	C AN 1/80	R AN 1/80	Benteler packaging code Benteler packaging code
C040	Reference Identifier	O	N	
128	Reference Identification Qualifier	M ID 2/3	N	Not used
127	Reference Identification	M AN 1/30	N	Not used
128	Reference Identification Qualifier	C ID 2/3	N	Not used
127	Reference Identification	C AN 1/30	N	Not used
128	Reference Identification Qualifier	C ID 2/3	N	Not used
127	Reference Identification	C AN 1/30	N	Not used

Remark:

Packaging must follow this order:

- 1) Master (LM) or Mixed (LG)
- 2) Single (LS)
- 3) Auxilliary (AX)

If master/mixed or auxiliary does not exist leave it. Never use other order.

For each new master/mixed unit a new CLD group should be opened.

Example:

REF*LS*200202292*P1234!

No = Consecutive segment number
MaxOcc = Maximum occurrence of the segment/group
Counter = Counter of segment/group within the standard

St = Status
EDIFACT: M=Mandatory, C=Conditional
User specific: R=Required, O=Optional, D=Dependent,
A=Advised, N=Not used

Counter	No	Tag	St	MaxOcc	Level	Name
---------	----	-----	----	--------	-------	------

0010 18 **CTT** R 1 0 Transaction Totals

		Standard	Implementation	
Tag	Name	St Format	St Format	Usage / Remark
CTT				
354	Number of Line Items	M N0 1/6	M N0 1/6	Total number of LIN segments
347	Hash Total	O R 1/10	N	Not used
81	Weight	C R 1/10	N	Not used
355	Unit or Basis for Measurement Code	C ID 2/2	N	Not used
183	Volume	C R 1/8	N	Not used
355	Unit or Basis for Measurement Code	C ID 2/2	N	Not used
352	Description	O AN 1/80	N	Not used

Remark:

Example:

CTT*2!

No = Consecutive segment number
 MaxOcc = Maximum occurrence of the segment/group
 Counter = Counter of segment/group within the standard

St = Status
 EDIFACT: M=Mandatory, C=Conditional
 User specific: R=Required, O=Optional, D=Dependent,
 A=Advised, N=Not used

Counter	No	Tag	St	MaxOcc	Level	Name
0020	19	SE	M	1	0	Transaction Set Trailer

Standard			Implementation	
Tag	Name	St Format	St Format	Usage / Remark
SE				
96	Number of Included Segments	M N0 1/10	M N0 1/10	
329	Transaction Set Control Number	M AN 4/9	M AN 4/9	Identifying control number that must be unique within the transaction set functional group assigned by the originator for a transaction set

Remark:

Example:

SE*21*0001!

No = Consecutive segment number
 MaxOcc = Maximum occurrence of the segment/group
 Counter = Counter of segment/group within the standard

St = Status
 EDIFACT: M=Mandatory, C=Conditional
 User specific: R=Required, O=Optional, D=Dependent,
 A=Advised, N=Not used

